








PROF (m)	TIPO DE MUEST NUMERO	CONTEO DE GOLPES / 6 [SPT-N]	ENSAYOS	CLASIFICACI U.S.C.S.	SÍMBOLO GRÁFICO	
0.0						
				ML		0.5
	SS	19-15-14- [29]	MC = 28% PP = 3 kg/cm2	CL		0.9
	SS	14-14-17- [31]	PP > 4 kg/cm2	CL		1.4
	SS	18-13-14- [27]	MC = 22% PP > 4 kg/cm2	CL		1.8
	SS	9-12-17- [29]	PP = 4 kg/cm2	GW		2.3
2.5	SS	9-8-8- [16]	MC = 7%	GW		2.7
	SS	7-6-5- [11]	PP = 2 kg/cm2	SP		3.2
	SS	6-7-7- [14]	MC = 24%			

pe
nb

Main	Configuration	Column	Column Lines	Lines	Interbedded Graphics	Background Fill
Remarks <input type="text"/>						
Column Width Expression		<input type="text" value="0.15"/>				
Top Depth Expression		<input type="text" value="<<SAMPLE.Depth>>"/>				
Bottom Depth Expression		<input type="text" value="<<Calc(<<SAMPLE.Depth>> + <<SAMPLE.Length>>)>>"/>				
Fill Type[Symbol]		<input type="text" value="Samp!<<SAMPLE.Type>>"/>				
X		<input type="text" value="0.35"/>				
Vertical Offset		<input type="text"/>				
Offset Units		<input type="text" value="Page"/>				

ayer
epth*