


Point Properties

Name: LT_Design_GR_Ditch_Bottom 

☒ Use Feature Name Override: LT_Ditch_Bottom

Feature Definition: Grade_DitchBottom

☐ Superelevation Flag

Alternate Surface:

Apply

Close

< Previous

Next >



Help

"Browse for Point"
Button

Member of:

LT_Design_GR_FBD_Ditch
LT_Design_GR_V_Ditch

Constraints

Constraint 1		Constraint 2	
Type:	Slope	Vertical	
Parent 1:	LT_Design_GR_BERM 	LT_Design_Ditch_Bottom 	
Parent 2:	<input type="checkbox"/> Rollover Values...		
Value:	25.0000% =	20.3450 =	
Label:	LT_Ditch_Foreslope	VERTICAL_OFFSET_0	
<input type="checkbox"/> Horizontal Feature Constraint:			
Range:		0.0000	